

Your New JakMax Dealer Portal is Almost Here!

JakMax is launching a new Dealer Portal that is going to provide you our most valued dealer with several additional features and a better user experience. This will include:



The ability to **TRACK your orders** in real time till they are at your door step!



If you are a **Biscount user** you can now upload your Biscount CSV orders directly into the Dealer portal and auto generate an order! No more manual entries!



You can now have **more controls over your JakMax Dealer account** access with the ability to set & reset your password without having to get on the phone to JakMax head office!



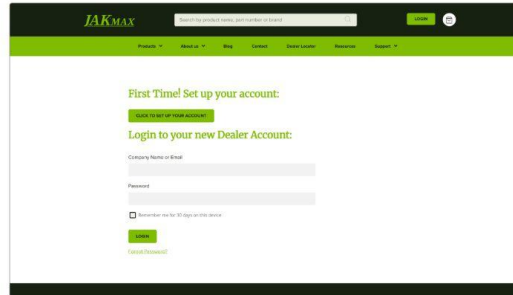
You have your own website and **would like to display JakMax products** on it? We have an API solution ready for you!



Welcome to the new JakMax Dealer Portal.

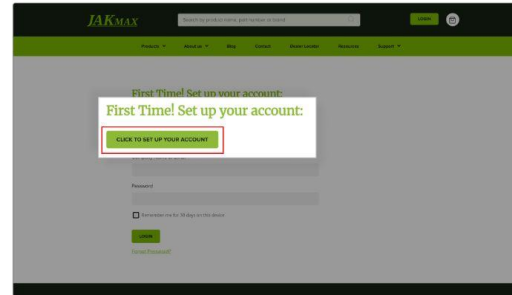
We hope you have a great experience and make the most of the new features and functionality we have made available to you, our most valuable dealer. To Setup your new log in please follow the below steps:

1



Go to the [Login Page](#)

2



Click on the 'SETUP YOUR ACCOUNT' button

NEXT

Welcome to the new JakMax Dealer Portal.

We hope you have a great experience and make the most of the new features and functionality we have made available to you, our most valuable dealer. To Setup your new log in please follow the below steps:

3

Enter your:

- **Company Name** (Example: John Doe)
- **Customer ID** (Example: C01234)
- **Your new unique email address** (Example: JohnDoe@xyz.com.au)
- Click on the **'SET PASSWORD'** button

You can find your **Company Name** and **Customer ID** in any of your previous order invoices under the Customer Details section.

BACK

4

- If your **Company Name** and **Customer ID** matches you will then be asked to **enter your new unique email address and set your new password** on the next screen (Example: Johndoe_123456789)
- Click on **'Set Password'** once you are done

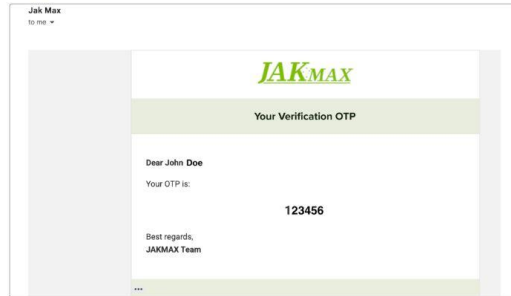
Note: OTPs will be sent to this Email ID.
Your password must meet the above requirements.

NEXT

Welcome to the new JakMax Dealer Portal.

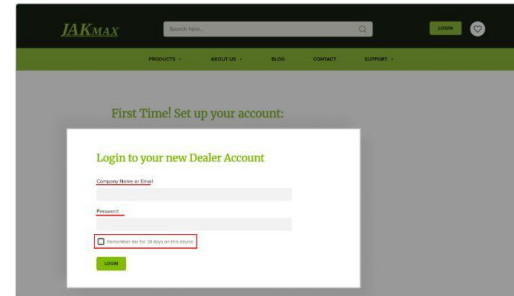
We hope you have a great experience and make the most of the new features and functionality we have made available to you, our most valuable dealer. To Setup your new log in please follow the below steps:

5



- You will receive a **Verification email** to the new email address address.
- Enter your **Verification OTP**

6



- After setting up your account, please enter your **Email ID** and **Password** to login
- Option to **remember for 30 days on this device**. If selected, you will not need to enter an OTP everytime to login

BACK

NEXT

Welcome to the new JakMax Dealer Portal.

We hope you have a great experience and make the most of the new features and functionality we have made available to you, our most valuable dealer. To Setup your new log in please follow the below steps:

7

- Enter the **OTP** sent to your **registered email ID**.

8

You can turn off **OTP** verification for **easier login**.

- Switch **Turn Off OTP** toggle ON
- Click **Update** to save the change

BACK

START OVER